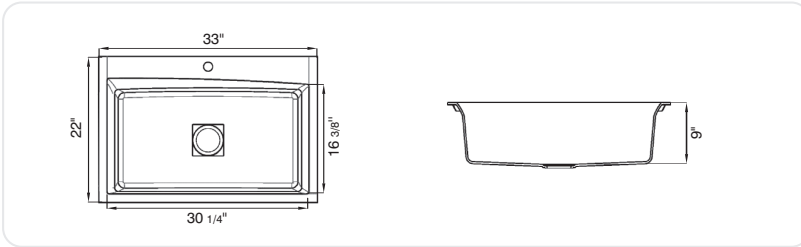


WORKCENTER

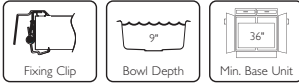
Composite 1.0 Bowl large
Inset or Undermount

AS-WC10



Features


- Uniquely developed square waste
- Square stainless steel waste flange supplied
- Stylish range of tailor made accessories – sold separately
- Inset or Undermount installation
- Bowl depth 9"
- 1 pre-drilled faucet hole, 4 underscored
- Extreme impact stain, cut and chip resistance
- Heat Resistant to 536°F



COLORS

- Metallic Black**
AS-WC10RZUSSK
- Sahara Stone**
AS-AQ10RHUSSK
- Opal White**
AS-AQ10RWUSSK

Workcenter Accessory Pack – **AS-WC10ACPK**



We reserve the right to amend specifications, weights, measures and color availability without prior notice. * For color matched options, please see the Options & Accessories section. All measurements are in millimetres unless otherwise stated.